

JOYBOX UPGRADE MANUAL

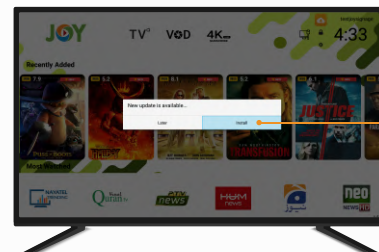


For Version 4.7 and below, Please follow these steps



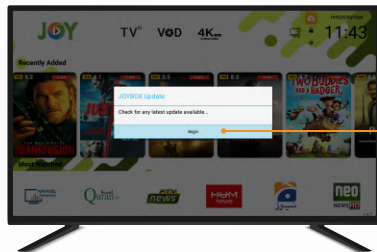
1 Select Upgrade Icon

Select the update icon on the home screen to update the application.



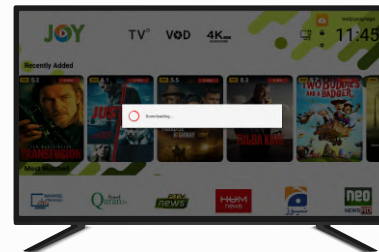
3 Download Update

Click 'Install' button to download the new update on your device.



2 Check Latest Update

Click 'Begin' button to check if an update is available.



4 Wait for Download

Wait till the download completes.



Install new Joy Box application

5 Install Update

Once downloaded, click 'Install' button to install new version on your device.



7 Application Installed

Your application is updated successfully.



6 Wait for Installation

Wait till the new version is installed on your device.

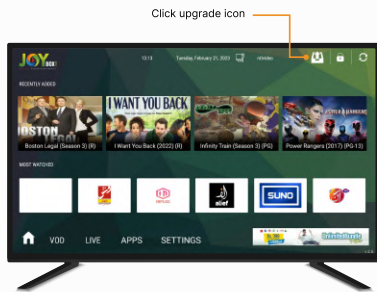
Application new version 5.5



8 Updated Application

Open the app and confirm your new version at bottom left of the screen.

For Version 2.7 and below, Please follow these steps



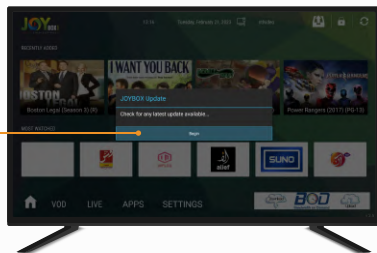
1 Select Upgrade Icon

Select the update icon on the home screen to update the application.



3 Download Update

Click 'Install' button to download the new update on your device.



2 Check Latest Update

Click 'Begin' button to check if an update is available.



4 Wait for Download

Wait till the download completes.



Install new Joy Box application

5 Install Update

Once downloaded, click 'Install' button to install new version on your device.



6 Wait for Installation

Wait till the new version is installed on your device.



7 Application Installed

Your application is updated successfully.



Application new version

8 Updated Application

Open the app and confirm your new version at bottom left of the screen.

Note: After updating from 2.7 or below you might need to update your application once again to be able to get to the latest version.