



# Time-shift in HDBox Smart

Provided by: Nayatel NOC

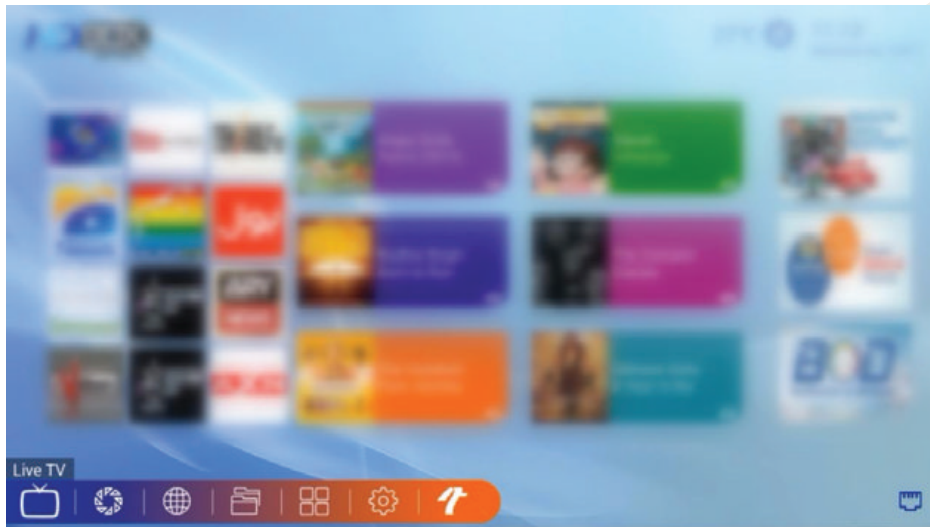
UAN: 111 11 44 44

[www.nayatel.com](http://www.nayatel.com)

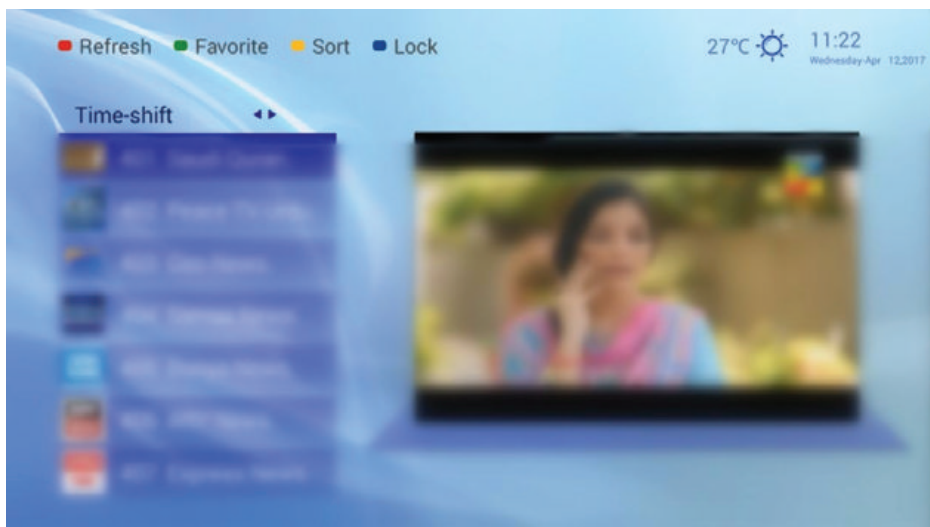
[f /Nayatel](https://www.facebook.com/Nayatel)



1. Go to main menu
2. Click "Live TV"




3. Press "OK" from remote to open channel list. Navigate right/left until category "Timeshift" appears



4. All the channels in this category can be played back upto 12 hours
5. Press "OK" from remote on your desired timeshift channel



6. Once the channel starts playing in full-screen, press Yellow button from the remote. A 12 hour bar will be displayed. Press left/right to rewind/forward the channel



7. Press Yellow button again to switch back to live transmissions

